


English Happy Campers 3 Student Book

Angela Llanas
Libby Williams



Pilot Project

LAYFID



AZƏRBAYCAN RESPUBLİKASININ DÖVLƏT HİMNİ

Musiqisi *Üzeyir Hacıbəylinin,*
sözləri *Əhməd Cavadındır.*

Azərbaycan! Azərbaycan!
Ey qəhrəman övladın şanlı Vətəni!
Səndən ötrü can verməyə cümlə hazırız!
Səndən ötrü qan tökməyə cümlə qadیرiz!
Üçrəngli bayrağınla məsud yaşa!

Minlərlə can qurban oldu,
Sinən hər bə meydan oldu!
Hüququndan keçən əsgər,
Hərə bir qəhrəman oldu!

Sən olasan gülüstan,
Sənə hər an can qurban!
Sənə min bir məhəbbət
Sinəmdə tutmuş məkan!

Namusunu hifz etməyə,
Bayrağını yüksəltməyə
Cümlə gənclər müştəqdir!
Şanlı Vətən! Şanlı Vətən!
Azərbaycan! Azərbaycan!

LAYIHƏ



HEYDAR ALIYEV
THE NATIONAL LEADER OF THE AZERBAIJANI NATION

English as the main foreign language

English

Happy Campers 3

Angela Llanas
Libby Williams

Student Book

Please, send your inquiries, comments and suggestions
to us at the following email address: derslik@edu.gov.az
We thank you for the cooperation.



macmillan
education

LAYIHƏ

LAYIHƏ

Contents

Student Book

Scope and Sequence	6
Welcome	8
Unit 1	10
Unit 2	18
Unit 3	26
Unit 4	34
Unit 5	42
Unit 6	50
Unit 7	58
Unit 8	66

LAYIHƏ

Scope and Sequence

Unit	Pages	Vocabulary	Grammar
1	10–17	Days of the Week: Monday, Tuesday, Wednesday, Thursday, Friday, Saturday, Sunday Vocabulary Review: the alphabet, Grade 2 vocabulary	What day is it? It's Monday. Hi. How are you? What's your name? My name's Lucy. How do you spell "Lucy"?
2	18–25	Class Instructions 1: stand up, sit down, listen, look, say, read, write, count Class Instructions 2: touch, open, walk, close, shout, eat	Do commands Don't commands
3	26–33	Parts of the Body: head, tummy, arms, hands, legs, feet Parts of the Face: eyes, hair, eyebrows, ears, teeth, chin	These are my arms. This is my head. I (don't) have brown hair. Do you have ...? Yes, I do. / No, I don't.
4	34–41	Professions 1: doctor, nurse, dentist, teacher, firefighter, police officer, vet, pilot Professions 2: chef, singer, scientist, artist, dancer, actor	They aren't nurses. They're teachers. He's a pilot. He isn't a vet. What do you want to be? I (don't) want to be a dancer.
5	42–49	Animals: elephant, lion, hippo, giraffe, crocodile, bat, sloth, monkey Adjectives: fat, thin, big, small, fast, slow	A lion has four legs. A bat doesn't have arms. They (don't) have big teeth. Is it fast? No, it isn't. Are they big? Yes, they are.
6	50–57	School Subjects: maths, English, science, history, geography, music, art, gym School Activities: writing, singing, drawing, reading, playing soccer, doing experiments	I (don't) like music. My favourite class is maths. Do you like reading? Yes, I do. Does he like writing? No, he doesn't.
7	58–65	Places in Town: hospital, school, park, supermarket, bookstore, library, movie theatre, firehouse Places at Camp: cafeteria, lake, health lodge, pool, boathouse, cabin	The park is behind the bookstore. Where is the boathouse? It's next to the lake. Where are the cabins? They're across from the cafeteria.
8	66–73	Weather Adjectives: sunny, cloudy, windy, rainy, snowy, hot, cold, warm Seasons and Times of Day: summer, spring, winter, fall, morning, evening	What's the weather like? It's sunny. Is it snowy in the winter? Yes, it is. / No, it isn't.

Extra Practice



Skills Book Pages 4–11

Teamwork Activity

Roll and Spell



Skills Book Pages 12–19

Guess the Command




Skills Book Pages 20–27

Funny Face



Skills Book Pages 28–35

Professions Memory



Skills Book Pages 36–43

Puzzle Talk



Skills Book Pages 44–51

Spin and Say



Skills Book Pages 52–59

Where Is It?



Skills Book Pages 60–67

Four Seasons





02

Welcome to HAPPY CAMPERS!

I'm Ali.

Hi! I'm James!

My name's Amy!

I'm Cody! And this
is my iguana, Iggy!

My name's Mia!



Hello! I'm Leo.

Hi, I'm Caitlin.

My name's Lucy.

Hello! I'm Alex.

The Happy Campers Song

Clap your hands
And move your feet!
Let's have fun,
Dance to the beat!
Happy Campers everywhere!
Happy Campers, hands in the air!
Spin around! Move your feet!
Hands up high! Clap to the beat!



UNIT 1

Lesson 1

1



04

Listen.
Then echo.



Monday
/'mʌndeɪ/



Tuesday
/'tju:zdeɪ/



Wednesday
/'wenzdeɪ/



Thursday
/'θɜ:(r)zdeɪ/



Friday
/'fraɪdeɪ/



Saturday
/'sætə(r)deɪ/



Sunday
/'sʌndeɪ/

10

2



05

Listen and point!

Saturday

Tuesday

Wednesday

Monday

id

Th

Th

LAYKID



3



05

Sing:

What Day Is It?**What Day Is It?**

What day is it?

It's **Monday**.

We like Monday!

It's Monday today!



4

Grammar Check! Complete.1. What * is it?2. * Wednesday.

5

Point, ask, and answer.What day
is it?

It's Monday.



6



Pages 4-5

Skills Book

Lesson 2



1 06 Read and listen.



2 07 Listen and say the letters of the alphabet.

Aa Bb Cc Dd Ee Ff Gg Hh Ii

Jj Kk Ll Mm Nn Oo Pp Qq Rr


Ss Tt Uu Vv Ww Xx Yy Zz

3



06

Listen again to **Happy Camp**.



3



4

4

Grammar Check! Match.

1. How are you?
2. What's your name?
3. How do you spell "Mendes"?

- a. My name's Alex.
- b. M-E-N-D-E-S.
- c. I'm fine, thanks.

5



08

Listen and cheer!

How do you spell "happy"?
H-A-P-P-Y!



6



Pages 6-7

Skills Book

13


Lesson 3

1  09 Read and listen.

Bobby Bean



1
It's Saturday. Amy is at Josh's house.
Next Friday is Show and Tell Day at school.
"Let's grow a bean plant in a cup!" Amy says.
"Plants like sun. Let's put it in the window."



2
It's Tuesday. Now there is a small bean plant!
"It's Bobby Bean!" Josh says.
"Write his name on the cup."
"How do you spell 'Bobby'?" Amy asks.
"B-O-B-B-Y."

3

Today is Friday. It's Show and Tell Day.

Now the bean plant is big and green.

"Our project is a bean plant in a cup," Amy says.

"His name is Bobby Bean!" Josh says.



2

Complete the name on the cup.

3




Pages 8-9










Skills Book

LAYIHƏ

Lesson 4

Make and Play!

- 1  **Make** a spelling chart. Draw three animals, three school supplies, three colours, and three numbers.

SPELLING CHART			
Animals	School Supplies	Colours	Numbers
			11
			2
			16

- 2  **Play** Roll and Spell!

How do you spell "cat"?

C-A-T!

3 Ask and answer.

Round Up!

Eat healthy food.
Soup is good for you!



4



Pages 10-11

Skills Book



UNIT 2


Lesson 1

1



12

Listen.
Then echo.



stand up
/stænd ʌp/



listen
/'lɪs(ə)n/

Hello!



say
/seɪ/



look
/lʊk/



read
/ri:d/



write
/raɪt/

1, 2, 3, 4 ...



count
/kaʊnt/

2



13

Listen and point.

Let's Have Fun!

Everyone! Everyone!
Sing this song.
Listen to the actions,
And let's have fun!



4 Sit down,
please.



1 Stand up,
please.



3



13

Sing:

Let's Have Fun!

2 Write them,
please.

3 Read a book,
please.



4

Grammar Check! Complete.

1. Stand *, please.

2. * them, please.

3. * a book, please.


4. * down, please.

5

Point and say. Then do.

Say your
name, please.

My name's Cindy.



6



Pages 12-13

Skills Book

Lesson 2



1 14 Read and listen.



2 15 Find and say. Then listen and echo.

1. t o u c h

2. O * * *

3. W * * *

4. C * * * *

5. S * * * *

6. e * *

3



14

Listen again to **Happy Camp**.

Cody, don't touch!
Leo, walk, please!
Don't run.

3

Sorry, Caitlin.



Sit down, Lucy! Don't
stand up in the boat.

4



4

Grammar Check! Complete.

1.



* * my orange, Iggy!

2.



* * at Iggy, Amy.

3.



* down, Lucy.

5




16

Listen and cheer!

Don't shout! Don't touch! Don't do it!
Don't walk! Don't look! Don't do it!

CHEER
BOX!



6



Pages 14-15

Skills Book

21

Lesson 3

1  17 Read and listen.

Chocolate Chip Cookies

1
Ryan is at home.
"Read a book or play with the kitten.
She's so cute!" Mom says.



2
Then Ryan has an idea.
"Let's make chocolate chip
cookies, Mom!"

Ryan and his mom make
cookies in the kitchen.
The cute kitten is there, too!

3

The cookies are ready.

"Don't touch them, Dad! They're very hot. Let's go for a walk," Mom says. Mom and Ryan wave goodbye to Dad and the cute kitten, and close the door.



4

Ryan and his mom are home again. "Oh, no! Now there are only three cookies!" Ryan says. "Yummy!" Dad says. "Dad! You have chocolate on your nose!"



2 Choose who eats the cookies.



3



Pages 16-17

Skills Book

LAYING

23

Lesson 4

Make and Play!

- 1  **Make** command cards.

Count to
ten, please.



Don't look,
please.



- 2  **Play** Guess the Command!

Count to
ten, please.




One, two,
three, ...




3 Say and do.

Round Up!


1.



2.




3.



1, 2, 3, ...


4.



6.



5.



Count to seven, please!

One, two, three, four, five, six, seven!

4



Pages 18-19

Skills Book



25

UNIT 3

Lesson 1

1



Listen.
Then echo.




head
/hed/



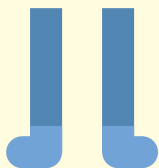
tummy
/'tʌmi/



arms
/ɑ:(r)mz/



hands
/hændz/



legs
/legz/



feet
/fi:t/

2



Listen and point.

My Body

Look! Look!
This is my head.



3 This is my tummy.
Rub your tummy!



1 This is my head.
Tap your head!

3



21

Sing: **My Body.**

4

Grammar Check!

Say the correct answer.

1. This is / These are my head.
2. This is / These are my arms.
3. This is / These are my tummy.
4. This is / These are my legs.

2


These are
my arms.
Bend your
arms!




5

Say and show.

Arms!



These are
my arms.



These are
my legs.
Jump with
your legs!

4



6



Pages 20-21

Skills Book

27

Lesson 2



1 22 Read and listen.



2 23 Find and say. Then listen and echo.

1. e _ y _ e _ s

2. h * * *

3. e * * * * w *

4. e * * *

5. t * * * *

6. c * * *

3



22

Listen again to **Happy Camp**.



4

Grammar Check! Complete.

1. Do you have brown hair? Yes, I do.

2. I * * legs.

3. I * big teeth.

4. * * * long hair? Yes, I *!

5




24

Listen and cheer!

I don't have green eyes. No, I don't.
Do you have blue eyes? Yes, I do!

**CHEER
BOX!**



6



Pages 22-23

Skills Book

LAYING

29

Lesson 3

1  25 Read and listen.

The Red Fox

Sally has a new toy.
It's a red fox. It's so cute!
Touch his tummy. Listen!



This is my white chin. These
are my black eyes. This is my
white tummy. I have a long tail.



Henry is Sally's brother.
Look! A new toy fox.
I want to play.
Oh, no! Now the fox is in the tree!

Don't worry, Sally. Mom can get it.



Sally is very happy.
Sally touches the fox's tummy.

This is my white chin ...

2



25

Listen again to **The Red Fox**.



3

Put the pictures in the right order.

A



B



C



D



4

Choose the things the red fox says and read.

I have a long tail.

This is my blue chin.

This is my white tummy.

These are my orange eyebrows.

5



Pages 24–25


Skills Book

LAYIH

Lesson 4

Make and Play!

- 1  **Make** funny face cards.



- 2  **Play** Funny Face!

"Blue" and
"eyebrows."
I have blue
eyebrows!



Round Up!

3 Point and say.



These are
her hands.

This is his
head.

4



Pages 26-27

Skills Book



33

UNIT 4

Lesson 1

1



28

Listen.
Then echo.



doctor
/'dɒktə(r)/



nurse
/nɜː(r)s/



dentist
/'dentist/



teacher
/'tiːtʃə(r)/



firefighter
/'faɪə(r), faɪtə(r)/



police
officer
/pə'liːs 'ɒfɪsə(r)/



vet
/vet/



pilot
/'paɪlət/

2



29

Listen and choose.

Happy Helpers!

They love their work,
In every way,
They like to help people,
Every day! Happy Helpers!
Hooray!



1. They help animals.
They're firefighters / vets! Hooray!



3



29

Sing:
Happy Helpers!

2. He isn't a doctor / pilot!
No, no way! He's a nurse!



3. She helps people.
She's a police officer /
dentist! Hooray!



4

Grammar Check!

Say the correct answer.

1. They're vets. /
They aren't vets.



2. He's a doctor. /
He isn't a doctor.



3. She's a dentist. /
She isn't a dentist.




5

Point and say.

She's a teacher.

She isn't a pilot.



6



Pages 28-29

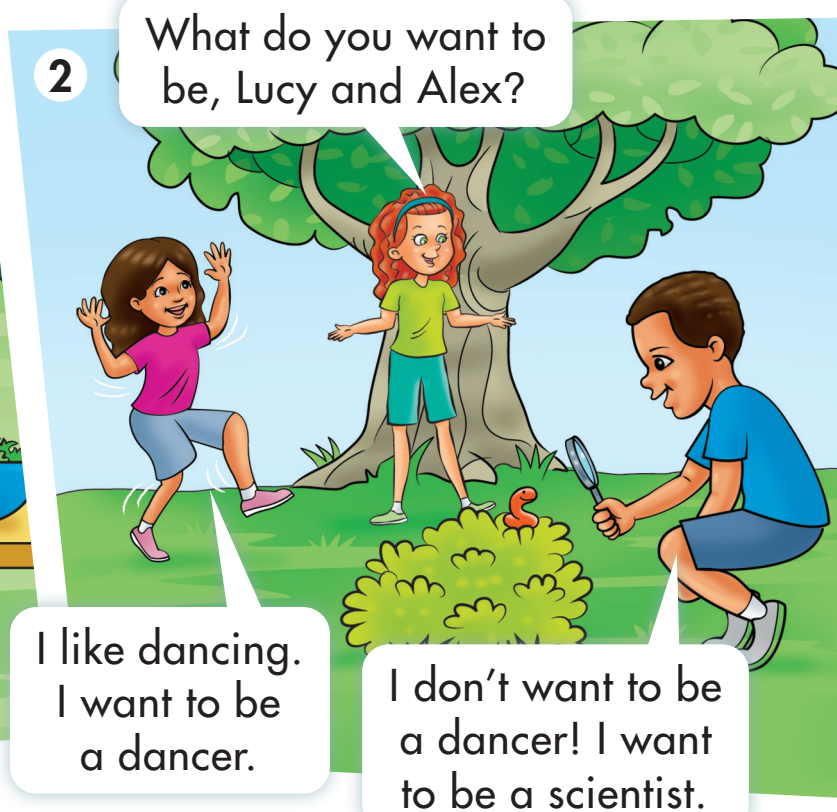
Skills Book

35

Lesson 2



1 30 Read and listen.



2 31 Find and say. Then listen and echo.

1. c h e f



2. s * * * * *



3. s c * e * * * * *

4. a * * * s *



5. d * * * e *



6. a * * * r



3



30

Listen again to **Happy Camp**.



4

Grammar Check! Match.

1. What do you want to be?
2. I don't want to be a dancer.
3. I want to be a pilot.

a



b



c



5



32

Listen and cheer!

What do you want to be? I don't want to be a chef!
I want to be a pilot!

CHEER BOX!



6



Pages 30-31

Skills Book

LAYING

37

Lesson 3

1  33 Read and listen.

Firefighters

Sam is a firefighter. Firefighters help people. They have special clothes. Sam has a coat, pants, and boots. He has a special hat, too. It's a helmet.



Firefighters use special equipment. It helps Sam do his job.

This is a firehouse. There are many firefighters at this firehouse. There is a dog, too. His name is Sparky.



This is Sam's fire truck. It's red. There is a big ladder. The truck has lots of water. Firefighting is a great job. What do you want to be?



2  **33** Listen again to **Firefighters**.




3 Say Yes or No.

- | | | |
|---|-----|----|
| 1. Firefighters have special hats. | Yes | No |
| 2. Sparky is a firefighter. | Yes | No |
| 3. Sam's fire truck is yellow. | Yes | No |
| 4. There is lots of water on fire trucks. | Yes | No |

4 Name the special equipment firefighters use.



5  **Pages 32-33** Skills Book

LAYIHÉ

Lesson 4

Make and Play!

- 1  **Make** professions picture cards.



dentist



teacher



pilot

- 2  **Play** Professions Memory!





Round Up!



She isn't a police officer.
She isn't a firefighter.
What is she?

She's a nurse!

4



Pages 34-35

Skills Book



UNIT 5


Lesson 1

1



36

Listen.
Then echo.



elephant
/ˈɛlɪfənt/



lion
/ˈlaɪən/



hippo
/ˈhɪpəʊ/



giraffe
/dʒəˈrɑːf/



crocodile
/ˈkrɒkədɪl/



bat
/bæt/



sloth
/sləʊθ/



monkey
/ˈmʌŋki/

2



37

Listen and point.

In the Jungle

Out in the jungle,
Looking at me!
What can it be?
What can it be?



It doesn't have small teeth.
It has big teeth!

3 It's a lion.



It doesn't have long legs.
It has short legs.

4 It's a hippo.

3



37


Sing:

In the Jungle.

They don't have small eyes.
They have big eyes.

1

They're giraffes.



It doesn't have small ears.
It has big ears!

2

It's an elephant.

4

Grammar Check! Complete.

1. They don't have
small eyes.
2. They * big eyes.
3. It * big ears.
4. It * big teeth.
5. It * * long legs.


5

Point and say.

A giraffe has
four legs. It
doesn't have
two legs.



Crocodiles
have big teeth.
They don't have
small teeth.



6




Pages 36-37

Skills Book

Lesson 2



1 38 Read and listen.



2 39 Find and say. Then listen and echo.

1. f * * and t * * * 

2. b * * and s * * * *

3. f * * * and s * * *



3



38

Listen again to **Happy Camp**.

Baby crocodiles have lots of teeth. Are they big teeth?

3



No, they aren't. But big crocodiles have big teeth!

Oh, no! Look at your photo, Alex. The giraffe doesn't have a head!

4



Sorry! Giraffes are very tall and thin. And they have long legs!

4

Grammar Check! Make up questions.

Is it

big teeth?

slow?

Are they

African elephants?

fat?

5




40

Listen and cheer!

Is it big? Yes! Is it small? No!

Are they short? Yes! Are they tall? No!

CHEER BOX!



6



Pages 38-39

Skills Book

LAYING

45

Lesson 3

1  41 Read and listen.

Kyle the Crocodile

1
This is Mr. Nathan Ball.
His ears are big,
but his nose is small.
He doesn't have a neck at all!

Nathan has a crocodile.
He's big, he's fat,
and his name is Kyle.
He has a really big white smile.


Kyle has two eyes in his head.
Are they big? Are they green?
No, they aren't! They're small and red.
And Kyle is too big for his bed.



2

Kyle the Crocodile likes to meet
Zed the Lion at the zoo.
And then he likes to stop and eat
a zigzag pizza as a treat!

Children love the crocodile.
They like to stop and chat.
But parents are afraid of Kyle,
and run away from his big white smile!



2 Choose who doesn't like Kyle.



3



Pages 40-41

Skills Book

Lesson 4

Make and Play!

- 1  **Make** an animal puzzle.



- 2  **Play** Puzzle Talk!

It has four legs. It is tall.

Is it big? Is it a giraffe?

Round Up!

3 Talk about the animals.



There are
four giraffes.

A bat doesn't
have arms.

4



Pages 42-43

Skills Book



49


UNIT 6

Lesson 1

1



Listen.
Then echo.



maths
/mæθs/



science
/'saɪəns/



English
/'ɪŋɡlɪʃ/



history
/'hɪst(ə)ri/



geography
/dʒi:'ɒɡrəfi/



music
/'mju:zɪk/



art
/ɑ:(r)t/



gym
/dʒɪm/

2



Listen and choose
the favourite class.

My favourite Class

Do you like history?
Yes, I do!
And I like science, too!
I like school, yes, I do!



1. science



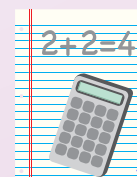
gym



2. music



maths



3



45


Sing:

My favourite Class.

3. geography



maths



4. English



history



4

Grammar Check! Complete.

1. * you * history?

Yes, I *.

2. I * school.


3. * favourite class

* maths.


5

Point and say.

My favourite
class is science.



I don't like science.
I like maths.



6



Pages 44-45

Skills Book

51

Lesson 2



1 46 Read and listen.



2 47 Find and say. Then listen and echo.



1. w r i t i n g

2. s * * * i * *



3. d * * w * * *

4. r * a * * * *



5. p * * y * * *

soccer

6. d * * * *

experiments



3



46

Listen again to **Happy Camp**.

Do you both like singing and drawing?

Yes, I do. But he doesn't.

Hmm ... Do you both like science?

Yes, I do. She does, too.

No, I don't like doing experiments!

So you really don't like doing the same things!

4

Grammar Check! Complete.

1. We like reading and writing.
2. * Lucy * playing soccer, too?
3. * you both * science?
4. I * * doing experiments!

5



48

Listen and cheer!

Does he like singing? No, he doesn't!

Does she like drawing? Yes, she does!

Do you like reading? Yes, I do!

**CHEER
BOX!**

6



Pages 46-47

Skills Book

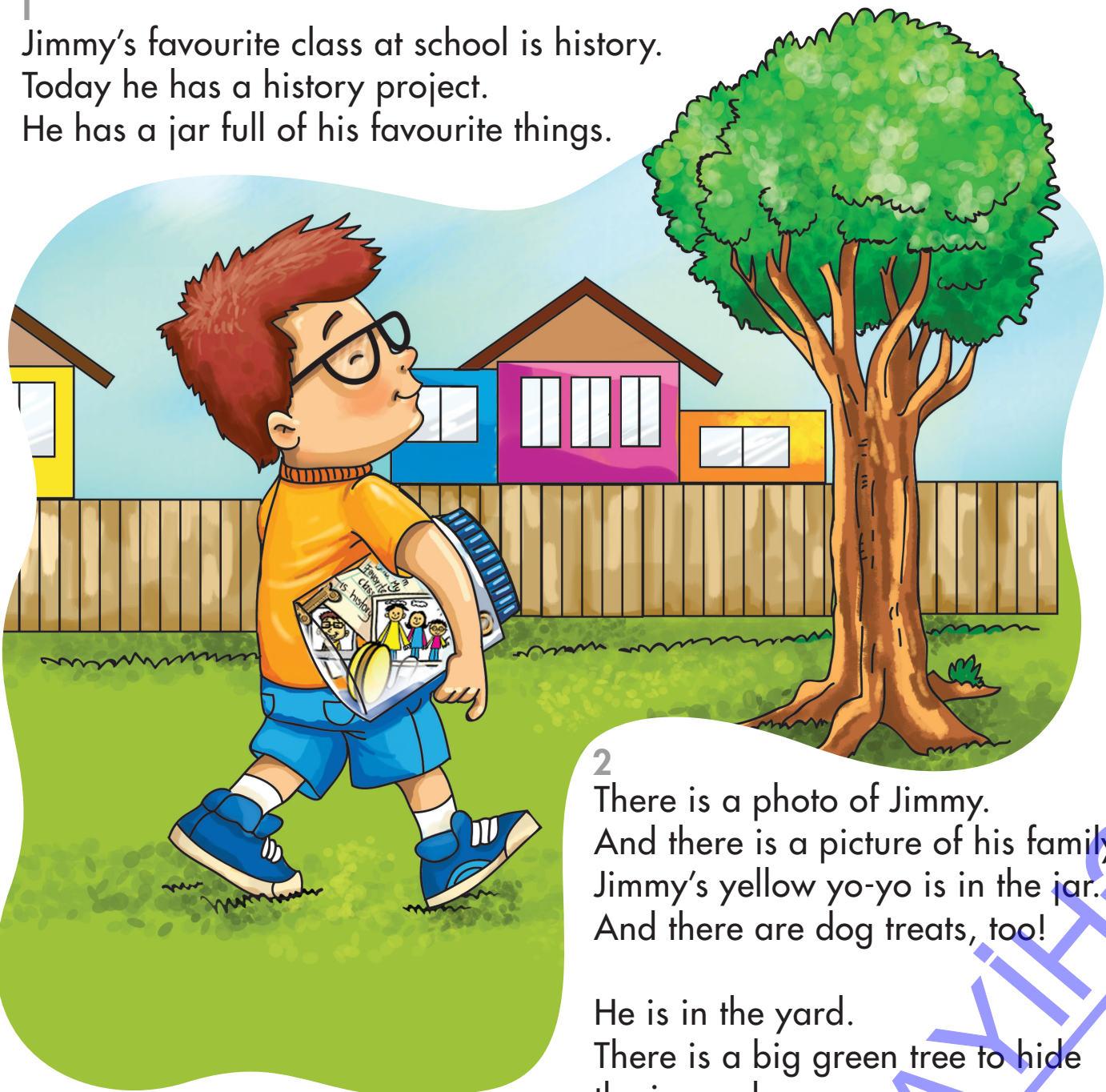
53

Lesson 3

1  49 Read and listen.


Jimmy's Jar

1
Jimmy's favourite class at school is history.
Today he has a history project.
He has a jar full of his favourite things.



2
There is a photo of Jimmy.
And there is a picture of his family.
Jimmy's yellow yo-yo is in the jar.
And there are dog treats, too!

He is in the yard.
There is a big green tree to hide
the jar under.



3 Now Jimmy's dog Yappy is in the yard.

"Oh, no! Stop, Yappy! That's my history project," Jimmy says. Does Yappy like history, too? No, he doesn't. But he likes dog treats very much!

2 Answer.

Does Yappy like history?

3



Pages 48-49

Skills Book

LAYIHO

Lesson 4

Make and Play!

- 1  **Make** a class spinner.



- 2  **Play** Spin and Say!

Do you like science?

Yes, I like doing experiments.

Round Up!

3 Say and answer.

Rose




Nick



Peter



Stacy



Rex



Teresa

I like gym.

You're Peter!



4



Pages 50-51

Skills Book

UNIT 7


Lesson 1

1



52

Listen.
Then echo.



hospital
/'hɒspɪt(ə)l/



school
/'sku:l/



park
/'pa:(r)k/



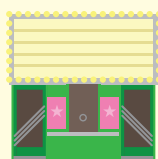
supermarket
/'su:pə(r),mɑ:(r)kit/



bookstore
/'bʊk,stɔ:(r)/



library
/'laɪbrəri/



movie
theatre
/'mu:vi
'θiətre(r)/



firehouse
/'faɪə.haus/

58

2



53

Listen and choose.

Rock Around the Town!

- Let's rock around the town today.
We're in front of the bookstore / school.
Hey, hey!
It's next to the library / firehouse.
Let's play!
Let's rock around the town!
- Let's rock around the town today.
We're across from the movie theatre / park.
Hey, hey!
It's behind the bookstore / supermarket.
Let's play!
Let's rock around the town.



LAYHID

3



53

**Sing: Rock
Around the Town!**

4

Grammar Check! Complete.

1. We're in front of
the school.

2. The school is * * the
library.

3. We're * * the park.


4. The park is * the bookstore.

5

Talk about your town.

The school is in
front of the park.

The library is next
to the supermarket.



6



Pages 52-53

Skills Book

59

Lesson 2



1 54 Read and listen.

1

Time for the treasure hunt! Find the clues!

Start in front of the small cabins. Go!

2

Where are the small cabins?

They're behind the health lodge. Look! There's a clue!

3

Listen! The next clue is across from the cafeteria.

Where is the cafeteria?

It's behind the pool. Let's go!

2 55 Find and say. Then listen and echo.



1. c a f e t e r i a

2. l * * *



3. h * * l t * l * * g e

4. p * * l



5. b * * * h * u * *

6. c * b * *



3



54

Listen again to **Happy Camp**.



4

Here it is! It's a big kite!

Where is Iggy's treasure?



5

4

Grammar Check! Complete.

1. * * the small cabins?
2. * * the cafeteria?
3. * * Iggy's treasure?


5



56

Listen and cheer!

Where is the lake? It's behind the trees.
Where are the cabins? They're next to the lake.



6



Pages 54-55

Skills Book

61

Lesson 3

1  57 Read and listen.

The Purple Balloon

Peggy Sue has a new balloon.
It's a big purple elephant. How fun!
Oh, no! Come back, purple balloon!
Where is the purple balloon?
It's next to the tree.



Stop! Please stop, purple balloon!
I want to rescue you.
Where is the purple balloon now?
It's next to the bookstore.



Come here, purple balloon!
Where is the purple balloon?
It's in front of the toy store.
Wow! Great toys!

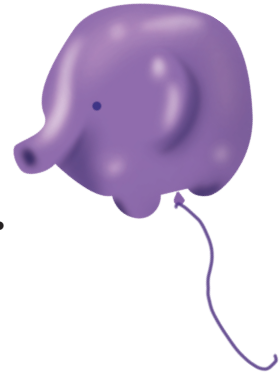


There it is! It's behind the firehouse!
Here's your purple balloon, Peggy Sue!
Thank you very much, Firefighter Joe!
I love my purple balloon!

2



Listen again to **The Purple Balloon**.



3

Say **True or False**.

- | | | |
|--|------|-------|
| 1. The balloon is next to the bookstore. | True | False |
| 2. The balloon is behind a tree. | True | False |
| 3. The balloon is in front of the toy store. | True | False |
| 4. A police officer rescues the balloon. | True | False |

4

Choose and say.

- Where is the balloon?
It's in front of / next to the tree.
- Where is the balloon?
It's behind / next to the bookstore.
- Where is the balloon?
It's in front of / across from the toy store.
- Where is the balloon?
It's next to / behind the firehouse.



5



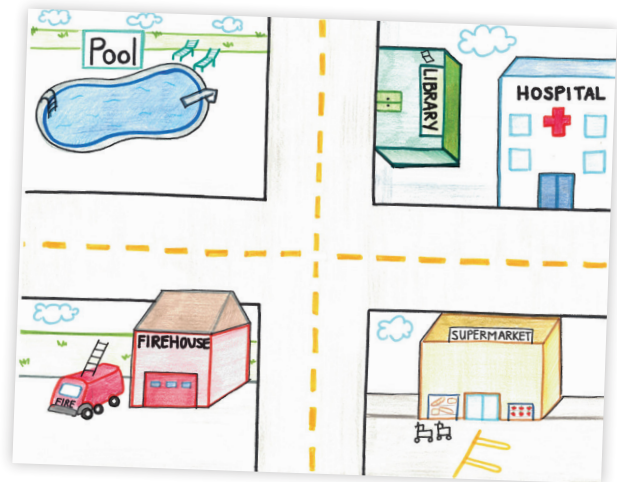
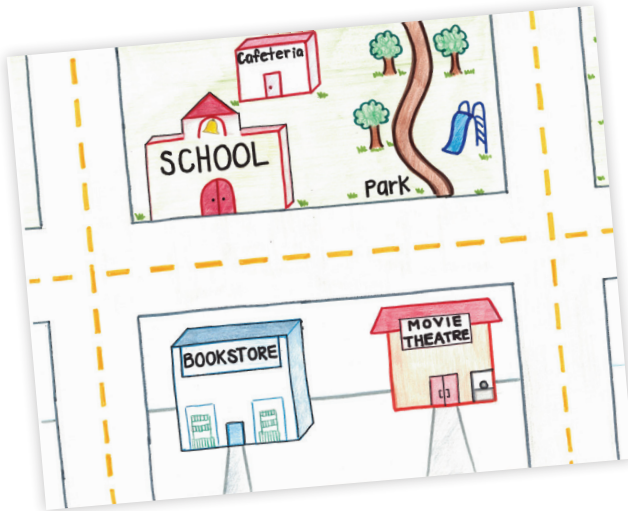
Pages 56-57

Skills Book

Lesson 4

Make and Play!

- 1  **Make** a town map.



- 2  **Play** Where Is It?

Where is the
bookstore?




It's next to the
movie theatre.



Round Up!

3 Say and find.



It's across from the supermarket and behind the hospital.

The firehouse!

4



Pages 58-59

Skills Book



65

UNIT 8

Lesson 1

1



60

Listen.
Then echo.



sunny
/'sʌni/



cloudy
/'klaʊdi/




windy
/'windi/



rainy
/'reɪni/




snowy
/'snəʊi/



hot
/hot/



cold
/kəʊld/



warm
/wɔ:(r)m/

2



61

Listen and point.

The Weather Today

What's the weather like?
It's **sunny**. It's sunny today.
What's the weather like?
It's sunny!
Let's go out and play.



4 It's windy.



2 It's cloudy.

3



61

Sing:

The Weather Today.



3 It's snowy.

1 It's sunny.



4

Grammar Check! Complete.

1. What's * weather like?

* sunny.

2. * * weather like?

* cloudy.

3. * * * * ?


* snowy.

5

Ask and answer.

What's the weather like?

It's windy.



6



Pages 60–61

Skills Book

Lesson 2



1 62 Read and listen.



2 63 Find and say. Then listen and echo.



1. s _ u _ m _ m _ e _ r

2. s _ * _ * _ * _ * _ g




3. w _ * _ * _ * _ *

4. f _ * _ * _ *



5. m _ * _ * _ n _ * _ * _ *

6. e _ * _ * _ * _ * _ g



3



62

Listen again to **Happy Camp**.

Is it cold in the winter?

3



Yes, it's cold and snowy.
And it's windy in the fall!

In the morning there's an art show, and then we say goodbye.

4



And there's a party in the evening!
Hooray for Happy Camp!

4

Grammar Check! Choose and say.

1. Is it cold in the summer?

Yes, it is.

No, it isn't.

2. Is it hot in the spring?

Yes, it is.

No, it isn't.

3. Is it snowy in the winter?

Yes, it is.

No, it isn't.

4. Is it windy in the fall?

Yes, it is.

No, it isn't.

5



64

Listen and cheer!

Is it windy in the fall? Yes, it is!

Is it snowy in the spring? No, it isn't!

**CHEER
BOX!**



6



Pages 62-63

Skills Book

69

Lesson 3

1



65

Read and listen.

A Snowy Day

1

Is it warm in the winter?

No, not today.

Ben and Val have a question:

"Can we go out to play?"



2

It's cold outside.

Dad doesn't like snow.

"Put on your boots,
and then you can go."

3

Ben and Val are outside,
next to Dad's van.
They're making a snowman,
as big as they can.



4

Look! There's a fox!
Out in the snow.
It jumps into the box
of Snowman's clothes.




5

The very next morning,
it's rainy! Oh, no!
There's no more Snowman,
and no more snow!

2

Choose the weather at the end of the story.



3



Pages 64-65

Skills Book

71

Lesson 4

Make and Play!

- 1  **Make** a weather and seasons game board.



- 2  **Play** Four Seasons!

Rainy! It's rainy in the spring.



Round Up!

3 Point, ask, and answer.



What's the weather like?

It's cloudy.

4



Pages 66-67

Skills Book



Publication Information

Happy Campers Student Book 3 (Pilot project)

Textbook of English as the main foreign language for the 3rd grade of the general education schools

Macmillan Education
4 Crinan Street
London N1 9XW
A division of Springer Nature Limited

Companies and representatives throughout the world

ISBN 978-13-8006-405-9

Text, design and illustration © Springer Nature Limited 2020

Written by Angela Llanas and Libby Williams

The authors have asserted their rights to be identified as the authors of this work in accordance with the Copyright, Designs and Patents Act 1988.

Based on Happy Campers © Springer Nature Limited 2015

Published under License. First published 2015 by Springer Nature Limited

All rights reserved. No part of this publication may be reproduced, or stored in a retrieval system, transmitted in any form or by any means, electronic, mechanical, photocopying, recording, or otherwise, without the prior written permission of the publishers.

This edition published 2020

Original design by Pronk Media Inc.

Page make-up by Have a Book

Illustrated by: Luciana Navarro Powell (stories: pp 30–31, 62–63);

Pronk Media Inc. (pp 10–11, 18–19, 20, 26–27, 28, 34–35, 36, 39, 42–43, 44, 50–51, 52, 58–59, 60, 66–67, 68);

Paul Sharp (comic strips: pp 8–9, 12–13, 20–21, 28–29, 36–37, 44–45, 52–53, 60–61, 68–69);

Victory Productions, Inc. (pp 14–15, 17, 22–23, 25, 33, 41, 46–47, 49, 54–55, 57, 65, 70–71, 73)

Cover design and illustration by Roberto Martínez

Cover photograph by George Contorakes

Cover make-up by Have a Book

Picture research by Penelope Bowden, Proudfoot Pictures

The authors and publishers would like to thank the following for permission to reproduce their photographs: John Rowley p34(l), Getty Images/Westend61 p34(r), filadendron p35(t), Getty Images/Cultura RF/Philipp Nemenz p35(b), Getty Images Thinkstock Images/Photodisc p38(tr), RubberBall p38(tl), Getty Images/youngvet p38(br), Getty Images/pbnj productions p38(bl), Getty Images/Photos by R A Kearton p39, Corbis p42(t), Getty Images/iStock/GlobalP p42(b), Getty Images/iStock/zokru p43(l), Getty Images/iStock/vencavolrab p43(r), Getty Images/imageBROKER/Siegfried Kuttig p66(t), Corbis/ © Hiya Images p66(b), Getty Images/Tetra images/Mike Kemp p67(t), Getty Images/iStock/gbh007 p67(b)

Commissioned photographs by George Contorakes, pp 7, 10, 16–19, 24–27, 32–33, 40–41, 48–51, 56–57, 59, 64–65, 72–73

The authors and publishers wish to thank the following for their help with the photo shoot:

Karen Greer Models, LLC; World of Kids, Inc.; Chancellor; Erin; Jaylin; and Michael

The authors and publishers are grateful to the Ministry of Education of the Republic of Azerbaijan for permission to reproduce the photograph of the national leader of the Azerbaijani Nation, Heydar Aliyev (p1)

Adapted by Edumedia-Azerbaijan LLC and Springer Nature Limited

These materials may contain links for third party websites. We have no control over, and are not responsible for, the contents of such third party websites. Please use care when accessing them. The inclusion of any specific companies, commercial products, trade names or otherwise does not constitute or imply its endorsement or recommendation by Springer Nature Limited.

**Ministry of Education of the Republic of Azerbaijan approval
number: 2020 – 005**

Date of approval for publication - _____

Printed and bound in the Republic of Azerbaijan

2024	2023	2022	2021	2020
10 9	8 7	6 5	4 3	2 1

Buraxılış məlumatı

Happy Campers Dərslik 3 (Pilot layihə)

Ümumtəhsil məktəblərinin 3-cü sinfi üçün İngilis dili – əsas xarici dil fənni üzrə dərslik

Macmillan Education

Crinan küç. 4

London N1 9XW

Springer Nature Limited -in bir hissəsidir

Dünya üzrə şirkət və nümayəndəlikləri mövcuddur

ISBN 978-13-8006-405-9

Mətn, tərtibat, illüstrasiya © Springer Nature Limited 2020

Angela Llanas və Libby Williams tərəfindən yazılmışdır

1988-ci il Müəlliflik hüquqları, Tərtibat və Patent Aktına uyğun olaraq müəlliflər öz hüquqlarını bu işin müəllifləri kimi təsdiqləmişlər

“Happy Campers © Springer Nature Limited 2015” əsasında tərtib edilmişdir

Lisənziya əsasında dərc olunmuşdur.

İlk dəfə Springer Nature Limited tərəfindən 2015-ci ildə dərc olunmuşdur

Bütün hüquqlar qorunur. Nəşriyyatların əvvəlcədən verilmiş yazılı icazəsi olmadan bu nəşri və yaxud onun hər hansı hissəsinin surətini çıxartmaq, elektron informasiya sistemində saxlamaq, hər hansı üsulla (elektron, mexaniki, fotosurat, səsyazısı və ya başqa üsulla) ötürmək qanuna ziddir.

Bu nəşr 2020-ci ildə dərc olunmuşdur

Orijinal tərtibat Pronk Media Inc. tərəfindən edilmişdir

Səhifələrin tərtibatı Have a Book tərəfindən edilmişdir

Təsvirlər: Luciana Navarro Powell (illüstrasiyalar: səh. 30–31, 62–63);

Pronk Media Inc. (səh. 10–11, 18–19, 20, 26–27, 28, 34–35, 36, 39, 42–43, 44, 50–51, 52, 58–59, 60, 66–67, 68);

Paul Sharp (komikslər: səh. 8–9, 12–13, 20–21, 28–29, 36–37, 44–45, 52–53, 60–61, 68–69);

Victory Productions, Inc. (səh. 14–15, 17, 22–23, 25, 33, 41, 46–47, 49, 54–55, 57, 65, 70–71, 73)

Üz qabığının tərtibatı və illüstrasiyalar Roberto Martínez

tərəfindən hazırlanmışdır

Üz qabığının şəkli George Contorakes tərəfindən çəkilmişdir

Üz qabığının tərtibatı Have a Book tərəfindən edilmişdir

Şəkil axtarışı Penelope Bowden və Proudfoot Pictures tərəfindən icra edilmişdir

Foto şəkilləri təkrar istifadə etməyə icazə verdiklərinə görə müəlliflər və nəşirlər aşağıdakı saytlara təşəkkürlərini bildirirlər:

John Rowley səh. 34(l), Getty Images/Westend61 səh. 34(r), filadendron səh. 35(t), Getty Images/Cultura RF/Philipp Nemenz səh. 35(b), Getty Images Thinkstock Images/ Photodisc səh. 38(tr), RubberBall səh. 38(tl), Getty Images/ youngvet səh. 38(br), Getty Images/pbnj productions səh. 38(bl), Getty Images/Photos by R A Kearton səh. 39, Corbis səh. 42(t), Getty Images/iStock/GlobalP səh. 42(b), Getty Images/iStock/zokru səh. 43(l), Getty Images/iStock/ vencavolrab səh. 43(r), Getty Images/imageBROKER/Siegfried Kuttig səh. 66(t), Corbis/ Â© Hiya Images səh. 66(b), Getty Images/Tetra images/Mike Kemp səh. 67(t), Getty Images/ iStock/gbh007 səh. 67(b)

Şəkillər George Contorakes tərəfindən yığılmışdır, səh. 7, 10, 16–19, 24–27, 32–33, 40–41, 48–51, 56–57, 59, 64–65, 72–73

Müəlliflər və nəşirlər fotosəkil çəkilişi ilə əlaqədar kömək etdikləri üçün aşağıdakılara təşəkkür edirlər: Karen Greer Models, LLC; World of Kids, Inc.; Chancellor; Erin; Jaylin; və Michael

Müəlliflər və nəşirlər Azərbaycan Respublikası Təhsil Nazirliyinə Azərbaycan xalqının ümummilli lideri Heydər Əliyevin fotosəklinin istifadəsinə icazə verdiyinə görə təşəkkürünü bildirirlər (səh. 1)

Redaksiya (adaptasiya) işləri “Edumedia-Azərbaycan” MMC və Springer Nature Limited tərəfindən həyata keçirilmişdir.

Bu nəşrdəki materiallar üçüncü tərəf saytlarına istinadları ehtiva edə bilər. Bizim üçüncü tərəf saytlarının məzmununa heç bir nəzarətimiz yoxdur və bunun üçün məsuliyyət daşımırıq. Onlardan istifadə edərkən diqqətli olun.

Bu nəşrə hər hansı şirkətin, kommersiya məhsulunun, ticarət adlarının və ya başqa bir məlumatın daxil edilməsi onların Springer Nature Limited tərəfindən təsdiqi və ya tövsiyəsi kimi qəbul olunmamalıdır.

Azərbaycan Respublikası Təhsil Nazirliyinin qrif nömrəsi: 2020 – 005

Əlyazmanın yığıma verildiyi və çapa imzalandığı tarix:

Azərbaycan Respublikasında istehsal edilmişdir

2024 2023 2022 2021 2020
10 9 8 7 6 5 4 3 2 1

LAYIHƏ

Sing

and
learn

and play
together.

Happy Campers,
friends forever!



Happy Campers³

Happy Campers Components

For Students

- Student Book
- Skills Book

For Teachers

- Teacher Book
- Class Audio CD

ISBN 978-13-8006-405-9



9 781380 064059